



FACTS & FIGURES

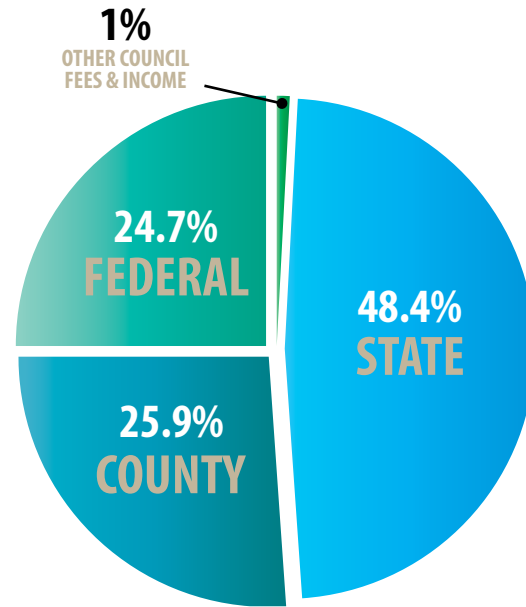
July 1, 2016 - June 30, 2017



JULY 1, 2016 TO JUNE 30, 2017 FISCAL REPORT

REVENUES

State Funds	\$3,957,265
County Funds	\$2,115,746
Federal Funds	\$2,018,871
Other Council Fees & Income	\$86,422
TOTAL REVENUE	\$8,178,304



REVENUES BY FUNDING SOURCE

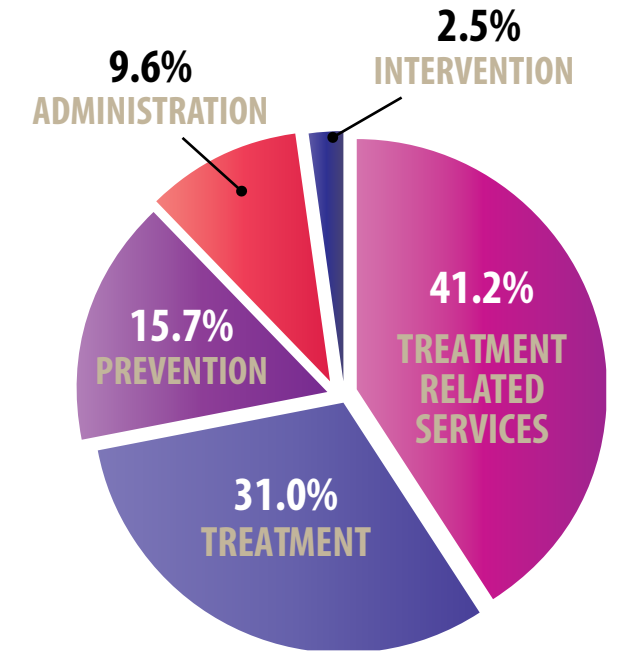
Berks County Funds	\$2,040,069	24.9%
DDAP Federal Block Grant	\$1,722,640	21.1%
Human Service Block Grant	\$1,607,303	19.7%
DDAP State Base Allocation	\$1,237,431	15.1%
State Gaming Fund	\$283,196	3.5%
Housing & Urban Development (HUD)	\$243,971	3.0%
Restrictive Intermediate Punishment (RIP)	\$225,155	2.8%
Mental Health/Developmental Disabilities Program (MH/DD)	\$143,558	1.8%
Tobacco Control Grant	\$121,675	1.5%
Health Choices	\$100,000	1.2%
PA Commission On Crime & Delinquency Grants - STATE	\$92,547	1.1%
Homelessness Assistance Program (HAP)	\$90,000	1.1%
Other Council Fees and Income	\$86,422	1.1%
Drug Treatment Court Grants	\$75,677	0.9%
Human Services Development Fund (HSDF)	\$56,400	0.7%
PA Commission On Crime & Delinquency Grants - FEDERAL	\$52,260	0.6%

Total Revenues From All Funding Sources \$8,178,304 100.00%

EXPENDITURES

Treatment Related Services*	\$3,362,701
Treatment	\$2,537,733
Prevention	\$1,287,777
Administration	\$788,502
Intervention	\$201,591
TOTAL REVENUE	\$8,178,304

* Treatment Related Services include the following: screening assessment, referral, case management, recovery support services and transitional/recovery housing.



EXPENDITURES BY SERVICE

Recovery Housing	\$1,489,132	18.2%
Case Management & Other Support Services	\$1,229,021	15.0%
Prevention	\$1,114,983	13.6%
Outpatient Drug-Free	\$929,957	11.4%
Rehabilitation & Halfway Houses	\$853,599	10.4%
Administration and Client Education/Coordination	\$784,462	9.6%
Intake & Referral	\$558,000	6.8%
Detoxification	\$259,958	3.2%
Medication-Assisted Treatment	\$230,833	2.8%
Student Assistance Programs	\$176,945	2.2%
Other Intervention	\$177,363	2.2%
Intensive Outpatient	\$130,297	1.6%
Partial Hospitalization	\$122,079	1.5%
Tobacco Control Programs	\$121,675	1.5%

Total Expenditures \$8,178,304 100.00%

PREVENTION

ALCOHOL, TOBACCO, AND OTHER DRUG (ATOD)

Participants in single service events across Berks County	18,129
Youth participants receiving recurring COCA alcohol, tobacco or other drug (ATOD) curriculum sessions	1,603
Berks County school buildings that received ATOD curriculum services/ educational presentations	82
Community groups receiving ATOD educational presentations	48
Parent program participants	513
Pregnant or parenting teen mother participants in addiction and parenting education	108
Number of red ribbons distributed to Berks County schools	48,872
Informational brochures and pamphlets distributed on various addiction topics	27,187



Pictured above: Mike Reese teaching students about problem gambling.

GAMBLING*


Participants receiving COCA gambling recurring curriculum services	123
Participants in single service gambling prevention presentations	2,790
Gambling prevention materials distributed	7,736
Community awareness billboards located across Berks County	45

**There are commonalities between gambling disorders and other addictions (alcohol, tobacco and illicit drugs) and therefore, similar prevention strategies are considered to be effective.*

good news

Over 20,000 Berks County students received prevention education!*

For more information and to schedule a program or presentation for your church, community group or school, contact Jaclyn Steed, Prevention Manager at (610) 376-8669, Ext. 107, jsteed@cocaberks.org.



To request a free Naloxone kit from COCA, please visit cocaberks.org/getnaloxone.html.

INTERVENTION

YOUTH

Youth participants completing Underage Drinking Program (UDP)	145
Students receiving Student Assistance Program (SAP) assessments	1,066
Berks County Elementary and Secondary SAP teams	67

\in-tər-ven(t)-shən\

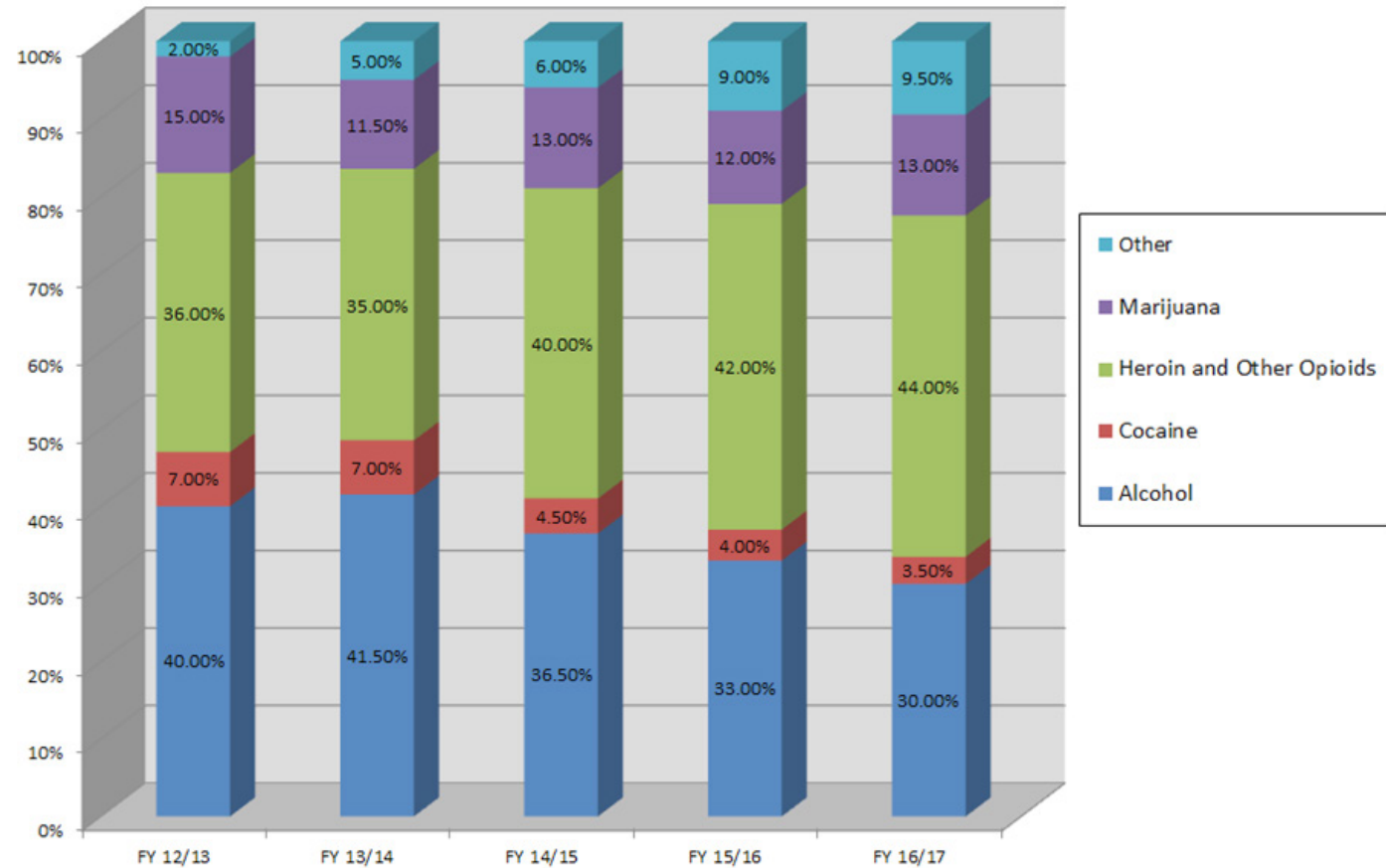
It is a myth to believe an individual with a substance use disorder will have spontaneous insight and seek treatment. Intervention begins the conversation and helps guide reluctant users to recovery.

ADULT

Calls to the 24/7 Drug & Alcohol hotline with Reading Hospital - (484) 628-8186	650
Clients receiving drop-in services at the Reading Hospital Drug and Alcohol Center	79
Urine drug tests conducted	41,615
Berks County Jail inmates screened for drug and alcohol problems	2,536
Berks County Jail inmates receiving addiction-specific education and intervention assistance	1,431
Berks County Jail inmates released directly to community-based residential substance use disorder treatment	184
Number of distributed Opioid Overdose Prevention kits	268

TREATMENT

PRIMARY DRUG FOR PEOPLE ADMITTED FOR TREATMENT THROUGH COCA FUNDING



The above chart shows the primary drug of use for individuals admitted for treatment through COCA funding. As our nation continues to struggle with the opioid epidemic, it is clear from the data above that people in Berks County are suffering from opioid use disorders at an alarming rate. Historically, alcohol as the primary drug has always been significantly higher than any other drug. However, in fiscal year 2014/15, opioids emerged as the highest primary drug of choice, marking the first time in the 40 year history of COCA that alcohol has not been ranked highest as the primary drug of choice. Additionally, over the past four years the number of people reporting K2 and methamphetamine as primary drugs of choice has continued to rise while the number of people reporting cocaine as their primary drug of choice has decreased.

For additional information regarding treatment services available through the Council on Chemical Abuse please [CLICK HERE](#) to visit our website.

RECOVERY



TREATMENT*

Number of requests to COCA for treatment access	2,610
Outpatient treatment	838
Medication-Assisted Treatment (MAT)	147
Intensive outpatient	346
Partial hospitalization	107
Detoxification (Detox)	259
Residential treatment (short term, long term & half-way house)	309
TOTAL treatment episodes	2,006
Individuals funded for treatment	1,510

**In accordance with federal and state requirements, pregnant women are afforded preference in regard to access to treatment services funded by COCA.*

WHAT IS A SUBSTANCE USE DISORDER?

Substance use disorders occur when the recurrent use of alcohol and/or drugs causes clinically significant impairment, including problems, disability, and failure to meet major responsibilities at work, school, or home (SAMHSA).

RECOVERY SUPPORT SERVICES

Individual recovery support services	662
Post treatment support group participants	429
Transitional/Recovery housing	419
Pregnant women with children	180

Please note that programmatic and financial information presented in this document is only for those services funded partially or in-full by the Council on Chemical Abuse during the 2016/17 Fiscal Year running July 1, 2016 - June 30, 2017. There are additional entities, both public and private, which fund drug and alcohol activities in the community. As such, the data contained herein is not reflective of the entirety of drug and alcohol prevention, intervention, and treatment services provided in Berks County.

For more information about the Council on Chemical Abuse, please contact us:

(610) 376-8669 | www.cocaberks.org