




FACTS & FIGURES

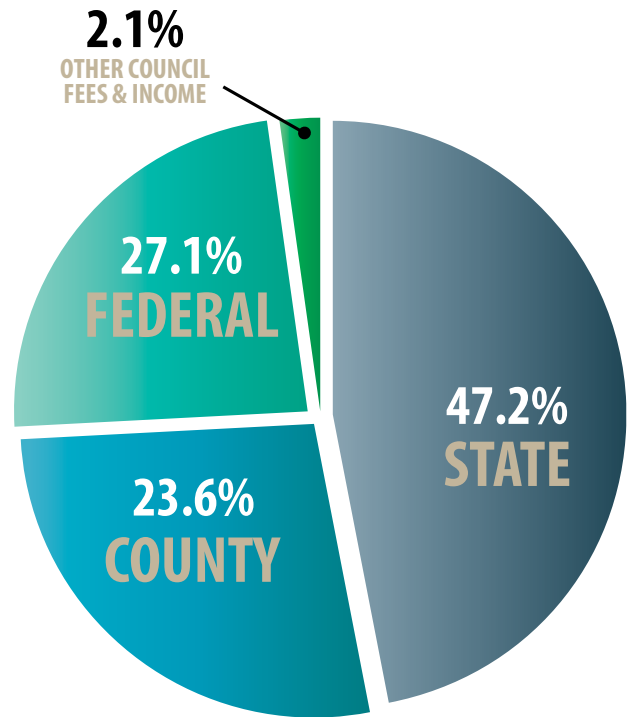
July 1, 2017 - June 30, 2018



JULY 1, 2017 TO JUNE 30, 2018 FISCAL REPORT

REVENUES

State Funds	\$4,317,031
Federal Funds	\$2,483,043
County Funds	\$2,164,211
Other Council Fees & Income	\$194,846
TOTAL COCA REVENUE	\$9,159,131



REVENUES BY FUNDING SOURCE

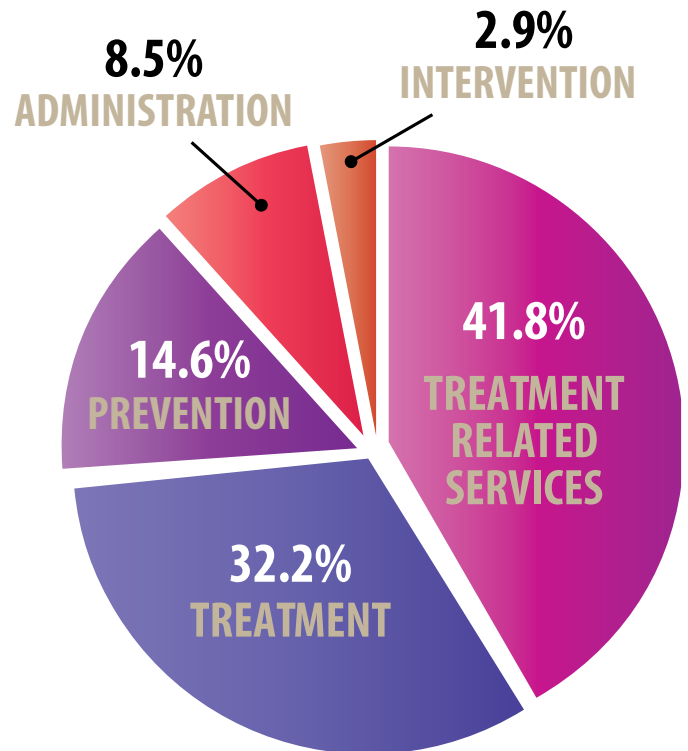
Berks County Funds	\$2,048,179	22.4%
Human Service Block Grant	\$2,002,071	21.8%
DDAP Federal Block Grant	\$1,722,640	18.8%
DDAP State Base Allocation	\$1,237,431	13.5%
DDAP STR CURES	\$526,782	5.8%
Housing & Urban Development (HUD)	\$233,621	2.6%
Restrictive Intermediate Punishment (RIP)	\$225,155	2.5%
State Gaming Fund	\$208,664	2.3%
Other Council Fees and Income	\$194,846	2.1%
PA Commission On Crime & Delinquency Grants - STATE	\$175,010	1.8%
Drug Treatment Court Grants	\$116,032	1.3%
Mental Health/Developmental Disabilities Program (MH/DD)	\$114,270	1.2%
Tobacco Control Grant	\$108,030	1.2%
Health Choices	\$100,000	1.1%
Homelessness Assistance Program (HAP)	\$90,000	1.0%
Human Services Development Fund (HSDF)	\$56,400	0.6%

Total Revenues From All Funding Sources **\$9,159,131** **100.00%**

EXPENDITURES

Treatment Related Services*	\$3,833,078
Treatment	\$2,945,946
Prevention	\$1,334,195
Administration	\$780,182
Intervention	\$265,730
TOTAL COCA EXPENDITURES	\$9,159,131

* Treatment Related Services include the following: screening assessment, referral, case management, recovery support services and transitional/recovery housing.



EXPENDITURES BY SERVICE

Recovery Housing	\$1,702,555	18.6%
Case Management & Other Support Services	\$1,631,694	17.8%
Outpatient Drug-Free	\$1,276,452	13.9%
Prevention	\$1,142,868	12.5%
Rehabilitation & Halfway Houses	\$826,874	9.0%
Administration and Client Education/Coordination	\$760,236	8.3%
Intake & Referral	\$498,828	5.4%
Detoxification	\$326,601	3.6%
Medication-Assisted Treatment	\$315,337	3.4%
Other Intervention	\$235,716	2.6%
Student Assistance Programs	\$133,257	1.5%
Tobacco Control Programs	\$108,030	1.2%
Intensive Outpatient	\$101,081	1.1%
Partial Hospitalization	\$99,602	1.1%

Total Expenditures	\$9,159,131	100.00%
---------------------------	--------------------	----------------

PREVENTION

ALCOHOL, TOBACCO, AND OTHER DRUG (ATOD)

Youth participants in single service events across Berks County	16,995
Youth participants that received COCA ATOD recurring curriculum sessions	1,304
Berks County school buildings that received ATOD curriculum services/ educational presentations	75
Community groups that received ATOD educational presentations	35
Parent program participants	452
Pregnant or parenting teen mother participants in addiction and parenting education	90
Informational brochures and pamphlets distributed on various addiction topics	20,783

good news

Over 16,000 Berks County students received prevention education!*

For more information and to schedule a program or presentation for your church, community group or school, contact Jaclyn Steed, Prevention Manager at (610) 376-8669, Ext. 107, jsteed@cocaberks.org.




Pictured above: Marcia Goodman-Hinnershitz speaks to the crowd at a gambling forum event in April 2018 at the GoggleWorks Center for the Arts.

GAMBLING*

Participants that received COCA gambling recurring curriculum services	115
Participants in single service gambling prevention presentations	3,091
Gambling prevention materials distributed	71,064
Community awareness billboards located across Berks County	52

**There are commonalities between gambling disorders and other addictions (alcohol, tobacco and illicit drugs) and therefore, similar prevention strategies are considered to be effective.*



Pictured above: The 2017 Annual Conference focused on the topic of stigma and addiction. Over 300 individuals attended the day-long event.

WHAT IS A STIGMA?
 Stigma describes the negative perceptions commonly associated with individuals with substance use disorders. Stigma can be a powerful barrier that prevents those suffering from addiction from accessing treatment.

INTERVENTION

YOUTH

- Youth participants who completed the Underage Drinking Program (UDP) **119**
- Students who received Student Assistance Program (SAP) assessments **792**
- Berks County Elementary and Secondary SAP teams **61**

\in-tər-'ven(t)-shən

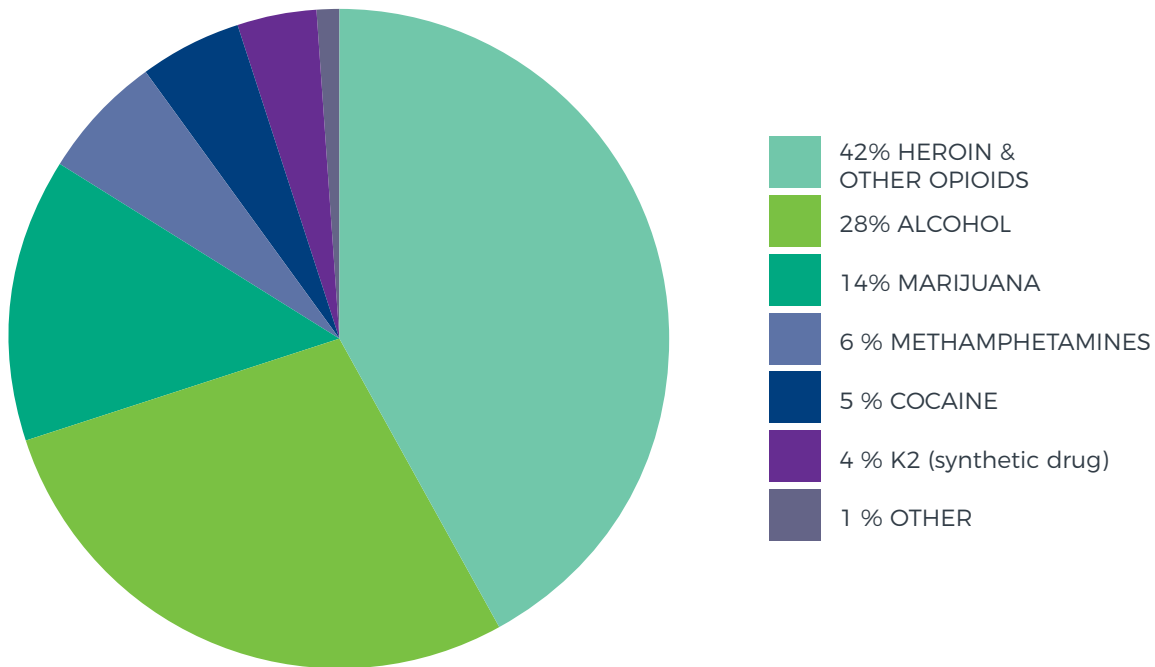
It is a myth to believe an individual with a substance use disorder will have spontaneous insight and seek treatment. Intervention begins the conversation and helps guide reluctant users to recovery.

ADULT

- Calls to the 24/7 Drug & Alcohol hotline with Reading Hospital - (484) 628-8186 **636**
- Clients who received drop-in services at the Reading Hospital Drug and Alcohol Center **60**
- Urine drug tests conducted **42,783**
- Berks County Jail inmates screened for drug and alcohol problems **3,766**
- Berks County Jail inmates who received addiction-specific education and intervention assistance **681**
- Berks County Jail inmates released directly to community-based residential substance use disorder treatment **166**
- Number of distributed Opioid Overdose Prevention kits **518**

TREATMENT

PRIMARY DRUG FOR PEOPLE ADMITTED FOR TREATMENT THROUGH COCA FUNDING



The above chart shows the primary drug of use for individuals admitted for treatment through COCA funding. As our nation continues to struggle with the opioid epidemic, it is clear from the data above that people in Berks County are suffering from opioid use disorders at an alarming rate. Historically, alcohol as the primary drug has always been significantly higher than any other drug. However, in fiscal year 2014/15, opioids emerged as the highest primary drug of choice, marking the first time in the 40 year history of COCA that alcohol has not been ranked highest as the primary drug of choice. Additionally, over the past four years the number of people reporting K2 and methamphetamine as primary drugs of choice has continued to rise.

WHAT IS TASC?

TASC is a drug and alcohol central intake and treatment referral agency licensed by the PA Department of Drug and Alcohol Programs. COCA contracts with TASC to provide drug and alcohol assessment, treatment referral and recovery support services for Berks County individuals in need of public funds for addiction services.

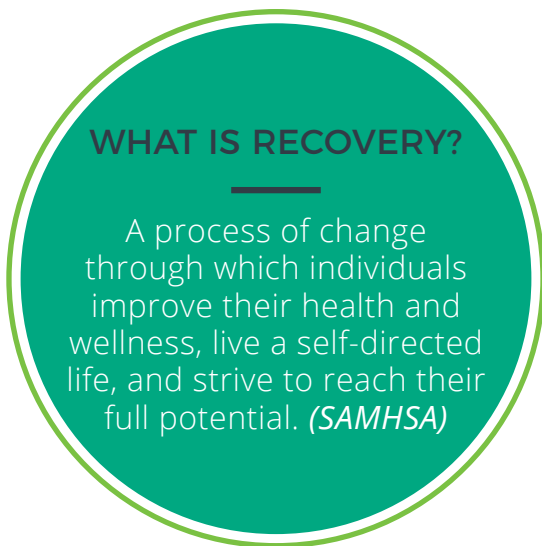
19 N 6th Street | Suite 300 | Reading, PA 19601 (610) 375-4426 | berkstasc.org

For additional information regarding treatment services available through COCA, please [CLICK HERE](#) to visit our website.

TREATMENT*

Number of requests to COCA for treatment access	3,861
Outpatient treatment	1,345
Medication-Assisted Treatment (MAT)	201
Intensive outpatient	273
Partial hospitalization	78
Detoxification (Detox)	292
Residential treatment (short term, long term & half-way house)	282
TOTAL treatment episodes	1,919
Individuals funded for treatment	1,499

**In accordance with federal and state requirements, pregnant women are afforded preference in regard to access to treatment services funded by COCA.*



RECOVERY



RECOVERY SUPPORT SERVICES

Individual recovery support services	615
Post treatment support group participants	1,459
Transitional/Recovery housing	423
Pregnant women with children	154

Please note that programmatic and financial information presented in this document is only for those services funded partially or in-full by the Council on Chemical Abuse during the 2017/18 Fiscal Year running July 1, 2017 - June 30, 2018. There are additional entities, both public and private, which fund drug and alcohol activities in the community. As such, the data contained herein is not reflective of the entirety of drug and alcohol prevention, intervention, and treatment services provided in Berks County.

For more information about the Council on Chemical Abuse, please contact us:

(610) 376-8669 | www.cocaberks.org